

Growth Fund

PMS - Small & Mid Cap

S&P BSE 500 TRI

8 Dec 2017

1,00,00,000

1138.88

Benchmark

Inception Date

Min. Investment

AUM (Cr.)

OBJECTIVE

The fund strategy endeavors to generate superior risk adjusted returns, in varying market conditions, by investing in Mid & Small Cap companies. Ideal long-term investment (3-5 year Horizon) option for investors where we build a portfolio of companies that are Industry leaders, have potential to generate healthy ROE, and are trading at high margin of safety.

ATTRIBUTES

The fund strategy endeavors to generate superior risk adjusted returns, in varying market conditions, by investing in Mid & Small Cap companies. Ideal long-term investment (3-5 year Horizon) option for investors where we build a portfolio of companies that are Industry leaders, have potential to generate healthy ROE, and are trading at high margin of safety.

PORTFOLIO CHARACTERISTICS

Total Number of Stocks	NA	Avg. Mkt Cap (Rs. Cr)	54000
Portfolio P/E Ratio	-	Portfolio Dividend Yield	-
SIP	Not Available	STP	Not Available
Portfolio Age	7 Yrs, 8 Months		

PORTFOLIO MANAGER(s)

Mr. Abhishek Bhardwaj

Fund Manager, PMS

Abhishek Bhardwaj, a Chartered Accountant brings over 20 years of experience in the equity markets, having worked with prominent institutions such as Care Ratings, Reliance Mutual Fund, Monsoon Capital, and Heritage Capital. In one of his role, he served as Head of Equity at Star Union Dai-ichi Life Insurance, where he managed an equity AUM of approximately USD 300 million. Throughout his career, Abhishek has gained significant exposure to international best practices in fund management. Notably, The Heritage Fund, under his stewardship, was recognized among the top five hedge funds in India in 2010 by Eureka hedge"

Mr Pradeep Gokhale

Fund Manager

Pradeep Gokhale, A Chartered Accountant, CFA (USA) with 25+ Years of Equity Market Experience He has held senior investment roles at leading financial institutions including Tata Mutual Fund, ITI Mutual Fund, and CARE Ratings. he served as Head of Equity at ITI Asset Management Company for four years, where he led the equity investment strategy and fund management across various mandates. Prior to ITI AMC, Pradeep spent 15 years at Tata Mutual Fund, managing a wide range of equity products. His portfolio included:

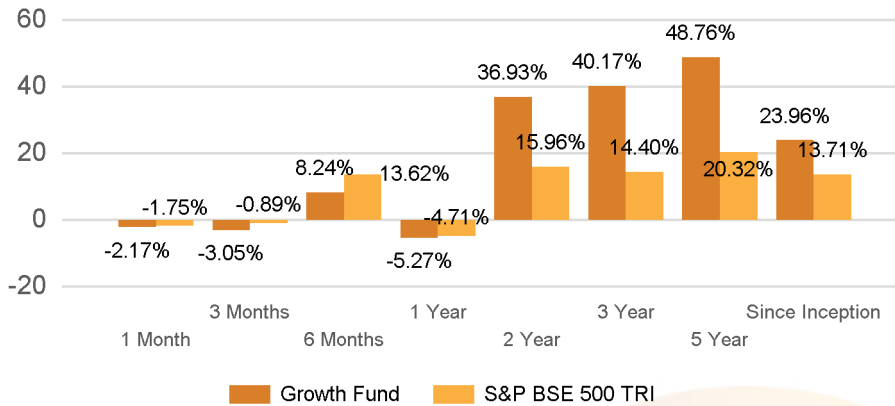
Large Cap Funds: Tata Large Cap Fund

Multi-Cap Funds: Tata Large and Midcap Fund, Tata India Tax Savings Fund, and the equity portion of Tata Hybrid Equity Fund

Thematic and Offshore Funds: Tata Ethical Fund and Tata India Offshore Opportunities Fund

Under his stewardship, these funds collectively managed assets exceeding ₹5,000 crores, consistently focusing on long-term value creation and disciplined investment processes.

TRAILING RETURNS AS ON: 31-Aug-2025



PERFORMANCE

Trailing Return %	Fund	Benchmark
1 Month	-2.17%	-1.75%
3 Months	-3.05%	-0.89%
6 Months	8.24%	13.62%
1 Year	-5.27%	-4.71%
2 Year	36.93%	15.96%
3 Year	40.17%	14.40%
5 Year	48.76%	20.32%
Since Inception	23.96%	13.71%

TOP 5 SECTOR WEIGHT(S)

Sector	Wts %
Undisclosed	Undisclosed
Undisclosed	Undisclosed
Undisclosed	Undisclosed
Undisclosed	Undisclosed
Undisclosed	Undisclosed

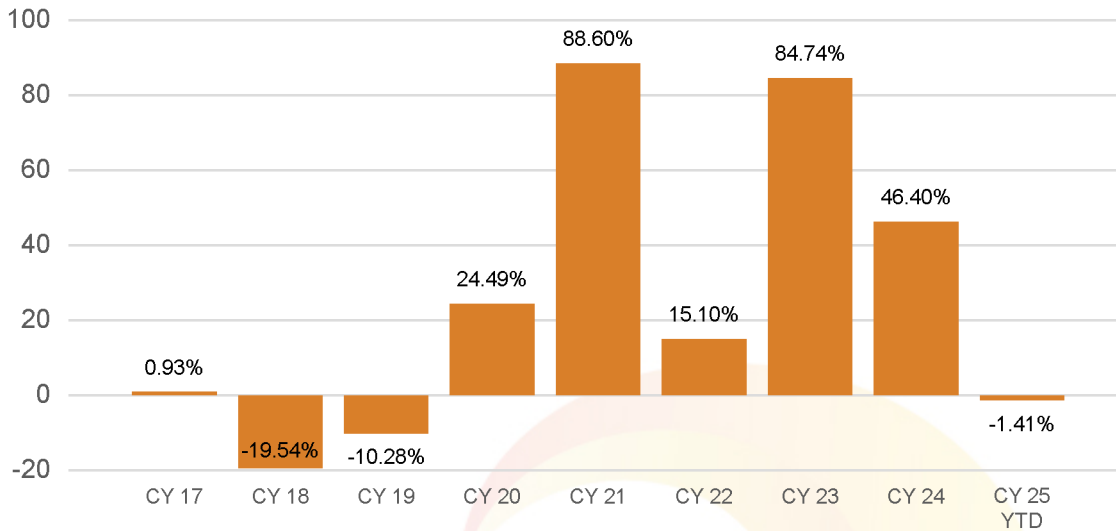
TOP 5 HOLDING(S)

Holding Company	Wts %
Undisclosed	Undisclosed
Undisclosed	Undisclosed
Undisclosed	Undisclosed
Undisclosed	Undisclosed
Undisclosed	Undisclosed

PERFORMANCE TREND

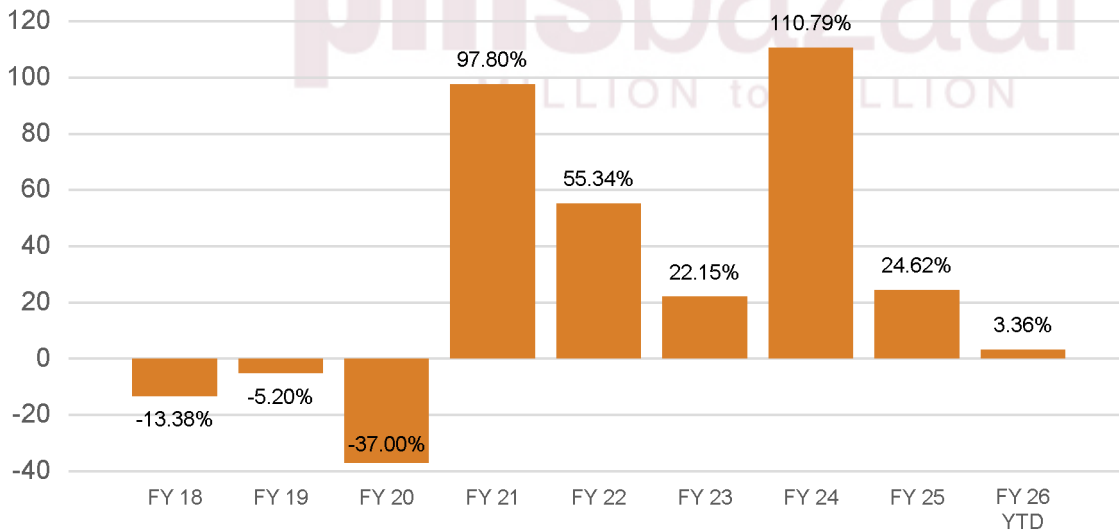
Return Overview (%)	1 Month	3 Months	6 Months	1 Year	2 Year	3 Year	5 Year	Since Inception
Portfolio Return	-2.17	-3.05	8.24	-5.27	36.93	40.17	48.76	23.96
Benchmark Return	-1.75	-0.89	13.62	-4.71	15.96	14.40	20.32	13.71
Active Return	-0.42	-2.16	-5.38	-0.56	20.97	25.77	28.44	10.25

PERFORMANCE - CALENDAR YEAR



Calendar Year	
CY 17	0.93%
CY 18	-19.54%
CY 19	-10.28%
CY 20	24.49%
CY 21	88.60%
CY 22	15.10%
CY 23	84.74%
CY 24	46.40%
CY 25 YTD	-1.41%

PERFORMANCE - FINANCIAL YEAR



Financial Year	
FY 18	-13.38%
FY 19	-5.20%
FY 20	-37.00%
FY 21	97.80%
FY 22	55.34%
FY 23	22.15%
FY 24	110.79%
FY 25	24.62%
FY 26 YTD	3.36%



Growth Fund



PMS - Small & Mid Cap

PMS Bazaar is committed to maintaining the highest standards of accuracy in compiling current and historical data related to Alternative Investments presented in this Fact Sheet. The information and/or data presented are provided by Portfolio Managers, either voluntarily or at the request of PMS Bazaar. However, we do not assume liability and cannot be held responsible for any errors or omissions in such data and/or information. All data and content contained in this document are intended for informational purposes only and should not be construed as a recommendation or solicitation for any investments or a specific investment strategy, approach, or fund. The names of portfolios, strategies, approaches, or funds do not imply any guarantee of their prospectus or returns. There is no assurance that the objectives of these portfolios/strategies/approaches/funds will be achieved. Past performance does not necessarily predict future results and does not guarantee future performance.

Investing in securities markets involves inherent risks, and investors should carefully consider these risks before making any investment decisions. Investors are solely responsible for their investment decisions and should independently verify all information used in making such decisions. It is important to note that all information provided herein, including performance data, has not been verified by SEBI, and SEBI has not certified the accuracy or adequacy of the same.

