



Diversified Long Term Value

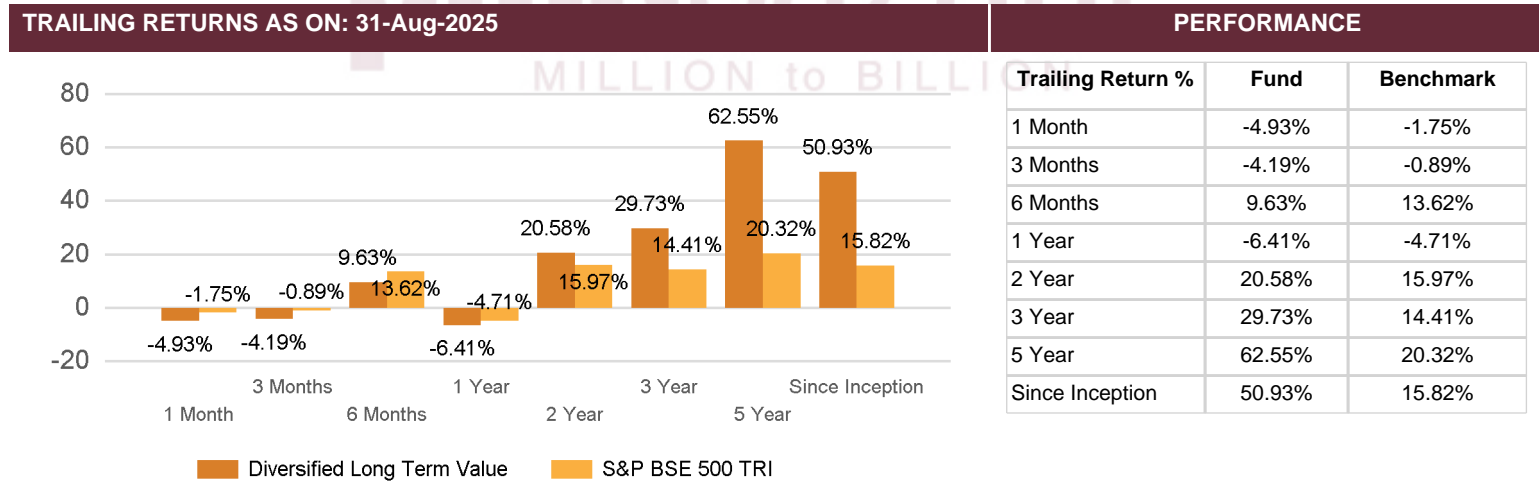
PMS - Small Cap

S&P BSE 500 TRI	3 Jul 2019	50,00,000	754.28
Benchmark	Inception Date	Min. Investment	AUM (Cr.)

OBJECTIVE	ATTRIBUTES
To generate maximum risk adjusted returns for our clients.	Diversified portfolio of high quality small caps with strong, competent & honest management, available at a discount.

PORTFOLIO CHARACTERISTICS			
Total Number of Stocks	48	Avg. Mkt Cap (Rs. Cr)	UNDISC.
Portfolio P/E Ratio	-	Portfolio Dividend Yield	-
SIP	Not Available	STP	Not Available
Portfolio Age	6 Yrs, 1 Months		

PORTFOLIO MANAGER(s)
Mr. Gunit Singh Narang
<i>Fund Manager</i>
MA Economics from Delhi School of Economics (DSE) NISM certified. Half decade experience in credit risk management & market research at American Express & Wells Fargo.





Diversified Long Term Value

PMS - Small Cap

TOP 5 SECTOR WEIGHT(S)

Sector	Wts %
Undisclosed	Undisclosed
Undisclosed	Undisclosed
Undisclosed	Undisclosed
Undisclosed	Undisclosed
Undisclosed	Undisclosed

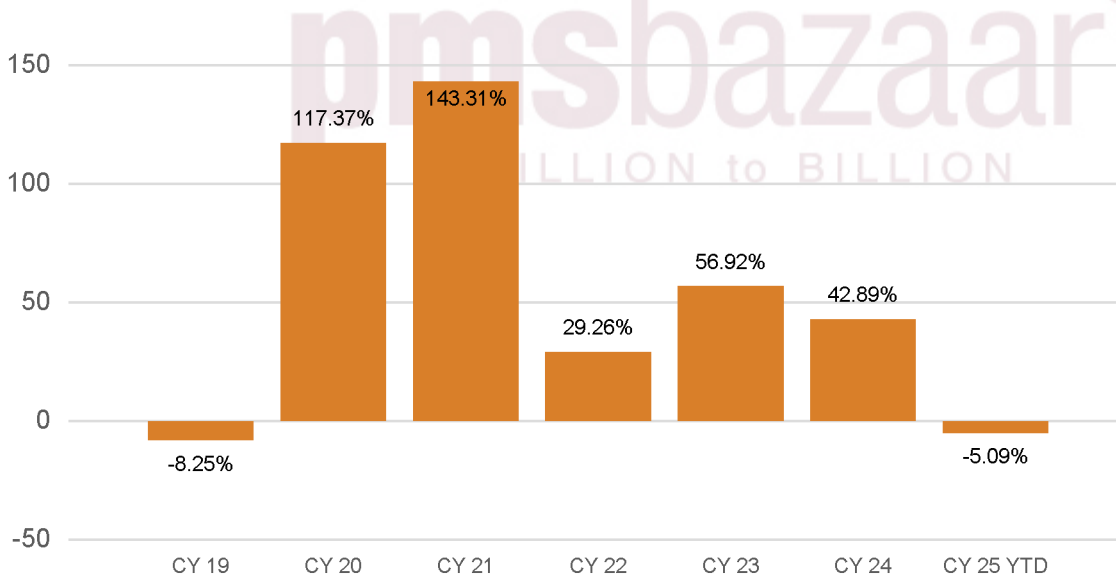
TOP 5 HOLDING(S)

Holding Company	Wts %
Undisclosed	Undisclosed
Undisclosed	Undisclosed
Undisclosed	Undisclosed
Undisclosed	Undisclosed
Undisclosed	Undisclosed

PERFORMANCE TREND

Return Overview (%)	1 Month	3 Months	6 Months	1 Year	2 Year	3 Year	5 Year	Since Inception
Portfolio Return	-4.93	-4.19	9.63	-6.41	20.58	29.73	62.55	50.93
Benchmark Return	-1.75	-0.89	13.62	-4.71	15.97	14.41	20.32	15.82
Active Return	-3.18	-3.30	-3.99	-1.70	4.61	15.32	42.23	35.11

PERFORMANCE - CALENDAR YEAR



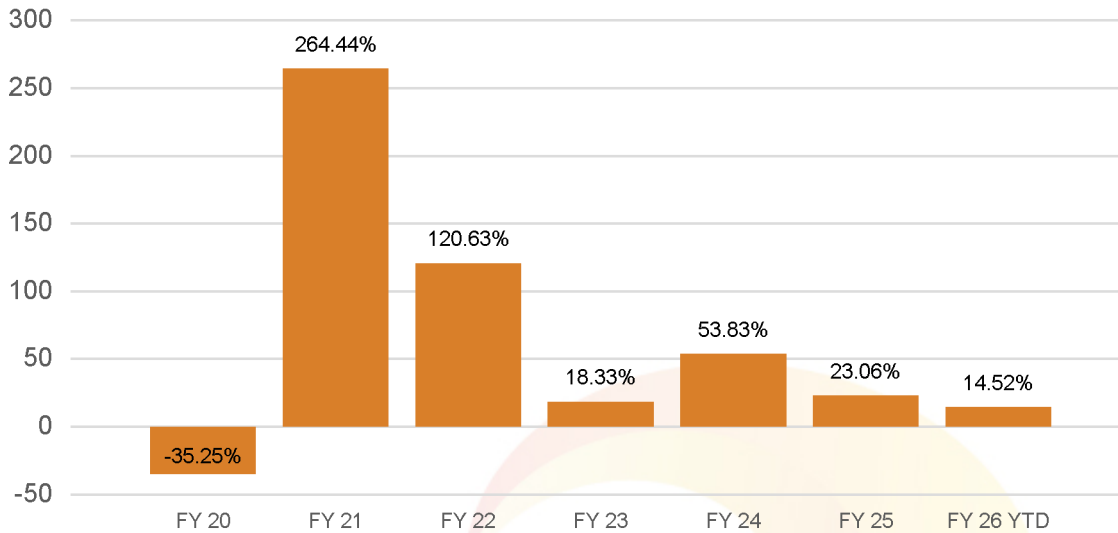
Calendar Year	Return (%)
CY 19	-8.25%
CY 20	117.37%
CY 21	143.31%
CY 22	29.26%
CY 23	56.92%
CY 24	42.89%
CY 25 YTD	-5.09%



Diversified Long Term Value

PMS - Small Cap

PERFORMANCE - FINANCIAL YEAR



Financial Year	
FY 20	-35.25%
FY 21	264.44%
FY 22	120.63%
FY 23	18.33%
FY 24	53.83%
FY 25	23.06%
FY 26 YTD	14.52%

PMS Bazaar is committed to maintaining the highest standards of accuracy in compiling current and historical data related to Alternative Investments presented in this Fact Sheet. The information and/or data presented are provided by Portfolio Managers, either voluntarily or at the request of PMS Bazaar. However, we do not assume liability and cannot be held responsible for any errors or omissions in such data and/or information. All data and content contained in this document are intended for informational purposes only and should not be construed as a recommendation or solicitation for any investments or a specific investment strategy, approach, or fund. The names of portfolios, strategies, approaches, or funds do not imply any guarantee of their prospectus or returns. There is no assurance that the objectives of these portfolios/strategies/approaches/funds will be achieved. Past performance does not necessarily predict future results and does not guarantee future performance.

Investing in securities markets involves inherent risks, and investors should carefully consider these risks before making any investment decisions. Investors are solely responsible for their investment decisions and should independently verify all information used in making such decisions. It is important to note that all information provided herein, including performance data, has not been verified by SEBI, and SEBI has not certified the accuracy or adequacy of the same.